





Over 15 years of experience in remote controls has allowed Mobile Control Systems to develop a large range of programmable electronic throttle controls for industrial diesel as well as CNG engines, electric motors and hybrid drive vehicles.

Approved by almost all of the most popular industrial engine manufacturers, thanks to its state of the art technology, MCS has rapidly become a preferred supplier to many construction-, mining-, handling- and agricultural equipment manufacturers, as well as to bus & coach and military vehicle manufacturers.

A young dynamic engineering team with quick response times, a skilled sales staff, and the capacity to customize our products in order to match your requirements are the fundamental reasons why the Company has shown such a rapid growth.

Come and look around at [www.mcs-throttle.com](http://www.mcs-throttle.com), select the products which best fit your application, call us, and we'll make it run for you !

# Hall effect heavy duty suspended throttle pedals

Agricultural type suspended throttle pedal 967 000 series



Under-floor mounted throttle pedal 967 000 series



Polyamide throttle pedals 963 000 series



CAN pedal modules



963 000 with CAN module

967 000 with CAN module

For complete product specification, go to: [www.mcs-throttle.com](http://www.mcs-throttle.com)

# Hall effect heavy duty floor mounted throttle pedals

## Aluminium throttle pedals 962 000 series



30°, 35° or 45°



Pedal with twin sensor



Pedal with swivel arm



Customized mounting plate



Pedal with rubber cover

## Polyamide throttle pedals 965 000 series



Different treadle plates available

30°, 35° or 45°



Pedal with swivel arm

## Ergonomic polyamide throttle pedals 966 000 series



Sensor positions



Different treadle plates available

33°, 39° or 45°

## CAN pedal modules



962 000 with CAN module



965 000 with CAN module

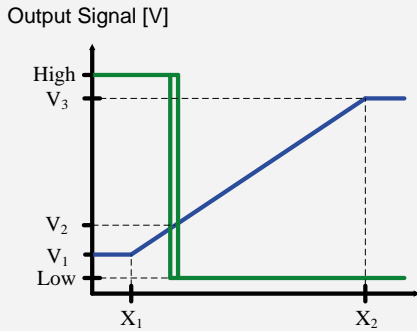


966 000 with CAN module

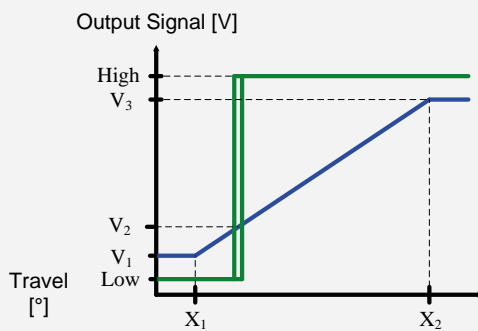
For complete product specification,  
go to: [www.mcs-throttle.com](http://www.mcs-throttle.com)

## Programmable Analogue Signal + Idle Validation Switch (IVS)

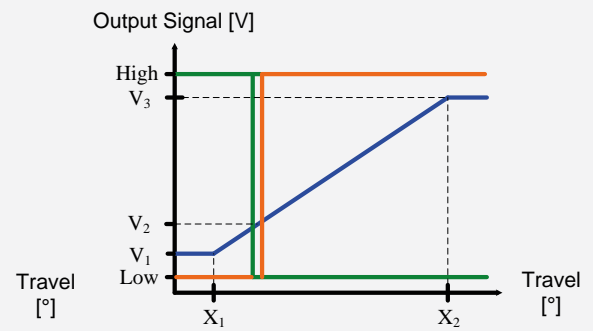
Switch High to Low



Switch Low to High

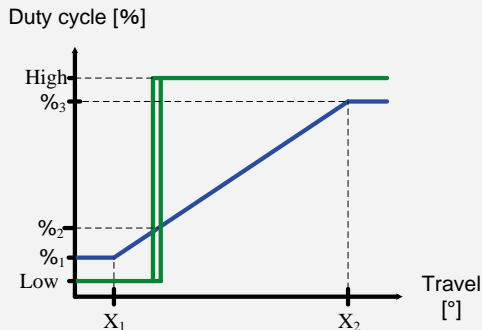


Idle-Low and Idle-High

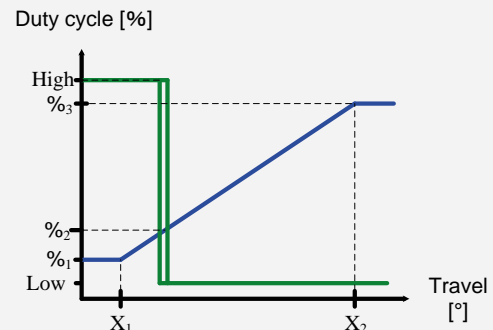


## Programmable 200-500 Hz PWM Signal + Idle Validation Switch (IVS)

Switch Low to High

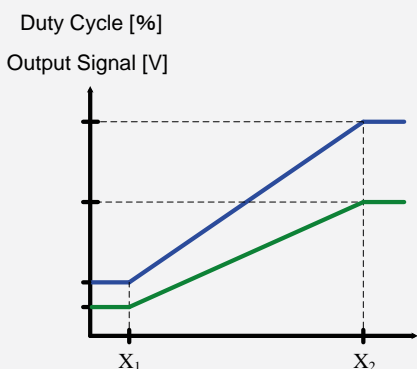


Switch High to Low

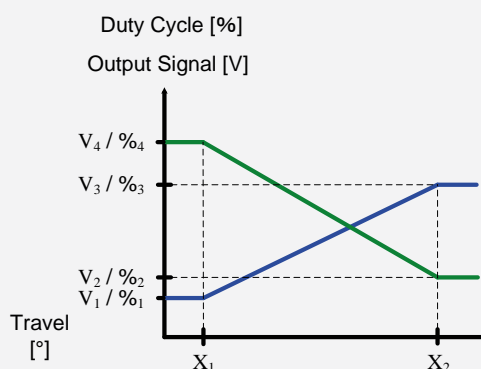


## Programmable Single/Dual Analogue Signals or 200-500Hz Single/Dual PWM Signals

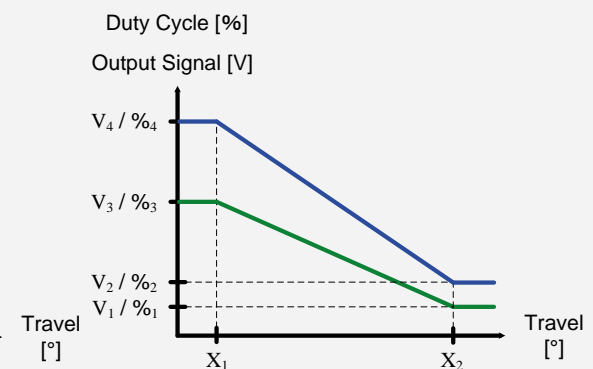
2 Increasing Signals



2 Crossed Signals

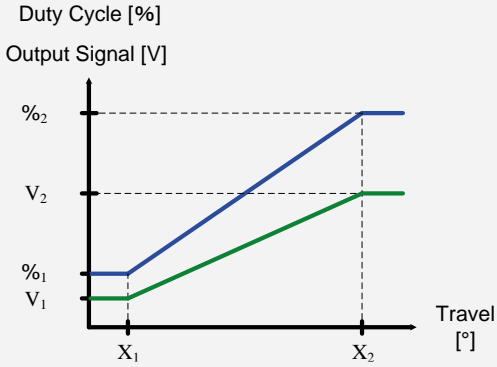


2 Decreasing Signals

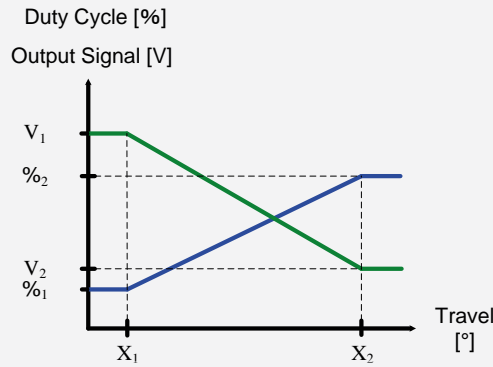


# Programmable Analogue Signal + 200-500 Hz PWM Signal

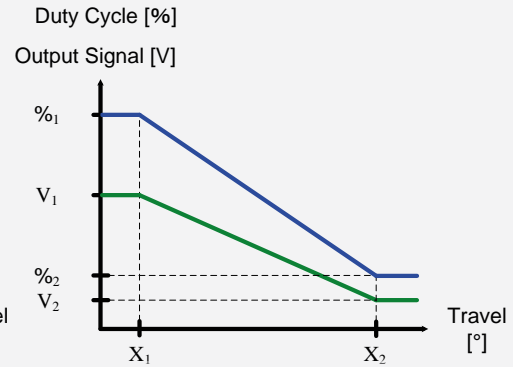
Increasing Analogue & PWM Signals



Crossed Analogue & PWM Signals

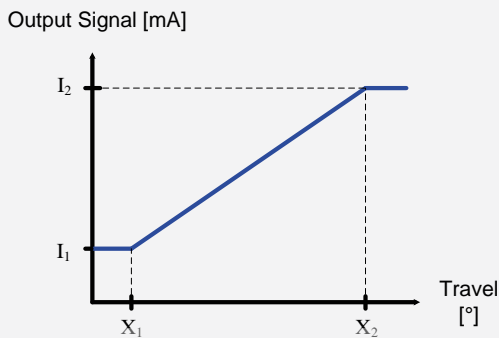


Decreasing Analogue & PWM Signals

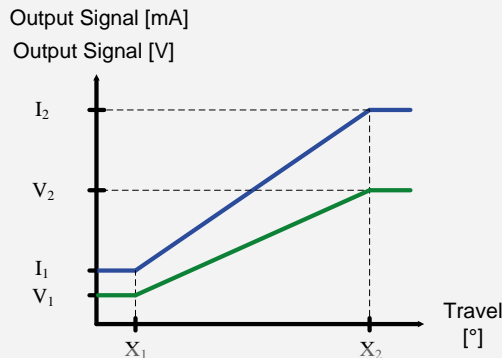


## 4-20 mA Current Output Signals

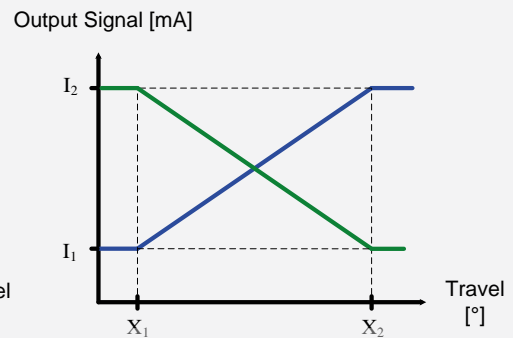
Single 4-20mA Signal



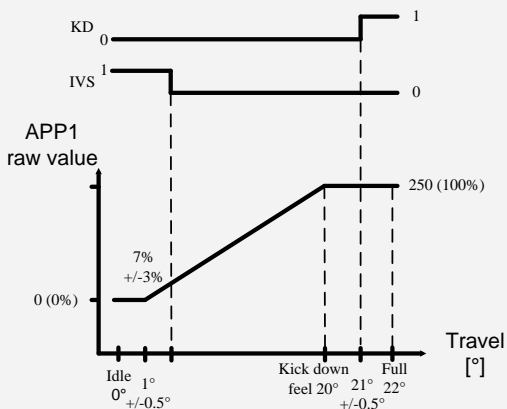
Single 4-20mA + Single Analogue



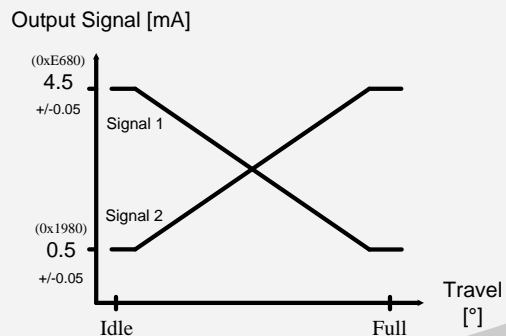
Crossed signals 4-20mA



## CAN J1939 Data



## CAN open Data



For your application,  
go to: [www.mcs-throttle.com](http://www.mcs-throttle.com)

# CAN throttle controls

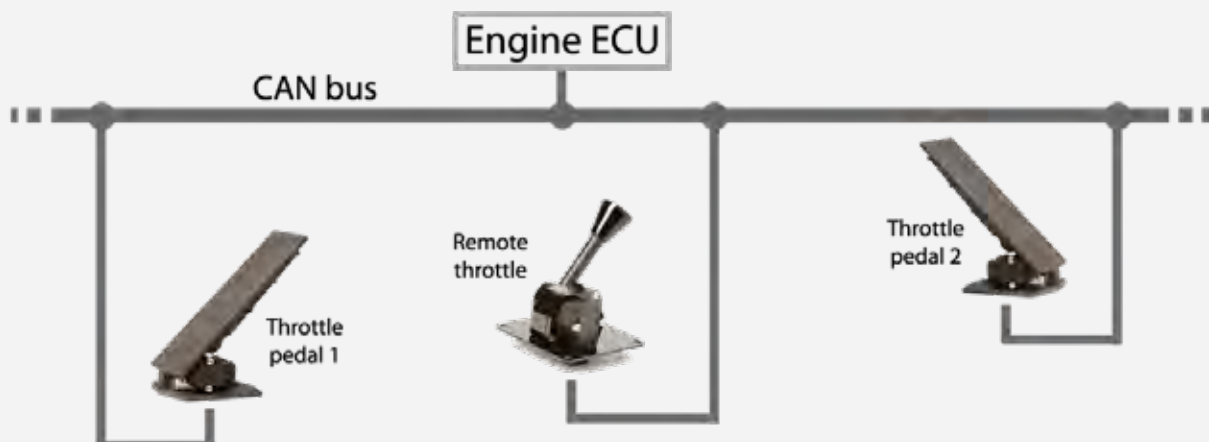


## Why:

- Easy connection to vehicles equipped with a CAN bus network
- Multiple signals in two wires
- Quality and reliability of the CAN communication standard
- Possibility to program new parameters (dynamic network management)

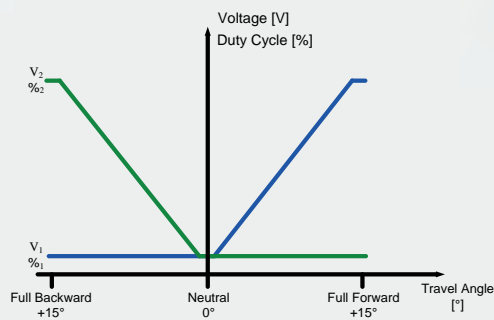
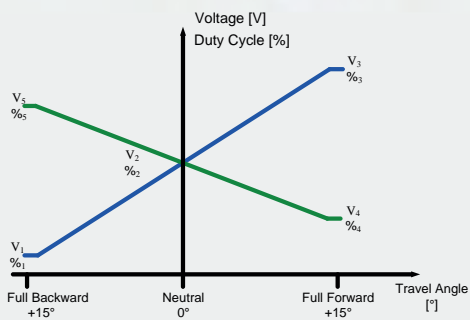
## Description:

- All MCS controls can be provided with the CAN module
- Flexibility to adjust settings and parameters according to standards or customer-specific applications.
- CAN control continuous self-test with possibility to activate a report transmission such as diagnostic message or error register.
- Customizing of wire type and length as well as connectors
- Several protocols available such as: ISO11898, J1939, CANopen, ISO11783



# Hall effect Dual acting / Rocker Pedal

964 000 series



## CAN J1939 pedal modules



For your application,  
go to: [www.mcs-throttle.com](http://www.mcs-throttle.com)

# Hall effect heavy duty hand throttles

972 000 series - Top mounted

975 000 series - Side mounted



with straight lever

CAN hand throttle modules



975 000 with CAN module



with inclined lever

# Hall effect direct drive hand throttles

976 000 series



977 000 series - Finger-tip hand throttle



977 000 with CAN module



CAN hand throttle modules

976 000 with CAN module



For complete product specification,  
go to: [www.mcs-throttle.com](http://www.mcs-throttle.com)

# Hall effect heavy duty rotary throttles

973 000 series



978 000 series

Optional rotation settings available



## CAN rotary throttle modules

973 000 with CAN module



Orange knob



Overold knob



978 000 with CAN module



# Hall effect heavy duty throttle position sensors

974 000 series



## CAN TPS modules

Reverse rotation sense



Dual lever



974 000 with CAN module

Long lever





## The engines we make run:

- Caterpillar
- Cummins
- Dachai
- Daedong
- Daewoo
- Daf
- Detroit Diesel
- Deutz
- Hatz
- Hino
- Hyundai
- Isuzu
- Iveco
- JCB
- John Deere
- Kubota
- Liebherr
- Lovol
- MAN
- Mercedes
- MTU
- Navistar
- Nissan
- Perkins
- Renault
- Scania
- Shanghai Diesel
- Sisu Diesel
- VM Motori
- Volvo
- Volkswagen
- Weichai
- Yanmar
- Yuchai

For the perfect match  
of our controls with your engine,  
go to: [www.mcs-throttle.com](http://www.mcs-throttle.com)

# Automatic Engine Cut Off Controller

980973 series



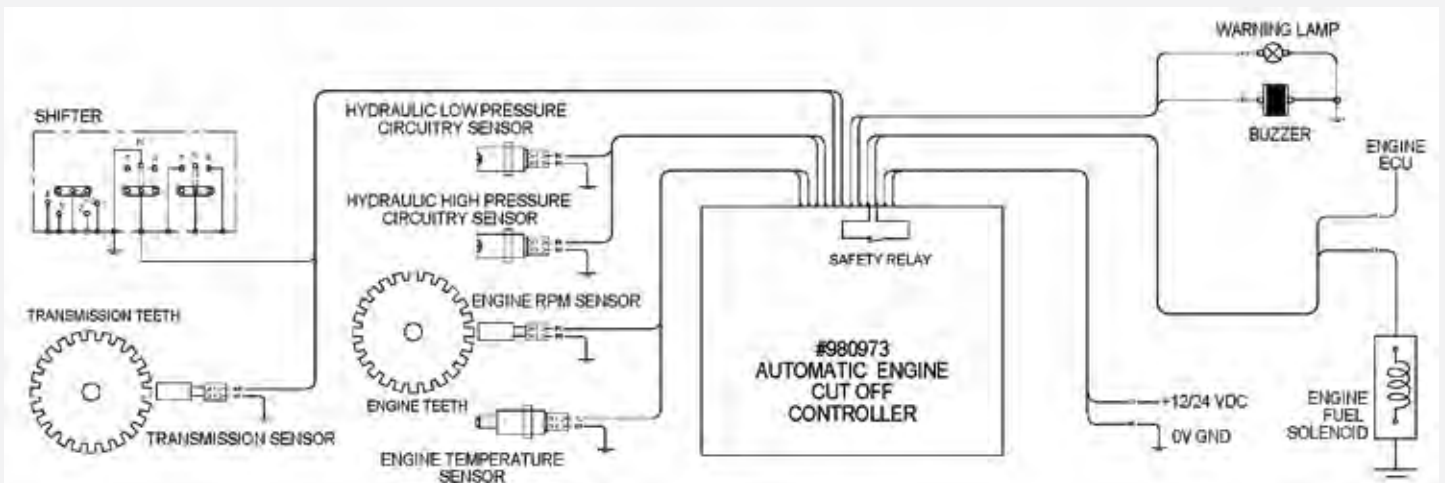
**GO GREEN !**  
Turns off the engine automatically whenever engine is idling unnecessarily

Why:

- Up to 20% fuel saving
- Kind to the environment (decreases your carbon footprint)
- Extends the life time of your equipment

Description:

- The controller is enabled once the engine has reached its normal operating temperature
- The controller monitors system critical functions such as engine RPM, transmission shifter position and implement control pilot pressure to ensure the machine is not being operated (= unnecessary idling time)
- The controller has an adjustable time-out pre-set according to application/customer requirement
- Audio and visual warnings inside the machine's cab alert the driver (if present) to the imminent engine cut-off
- Power supply +12V / +24V
- Fuel solenoid circuitry opened through forcibly guided contacts safety relay
- Safety: Performance Level C according to ISO13849 and certified E1 TEST (BGBau)



# Governor Electronic Control System

980975 series



GECS-2 (generic model)



GECS-3 (professional model)

## Why:

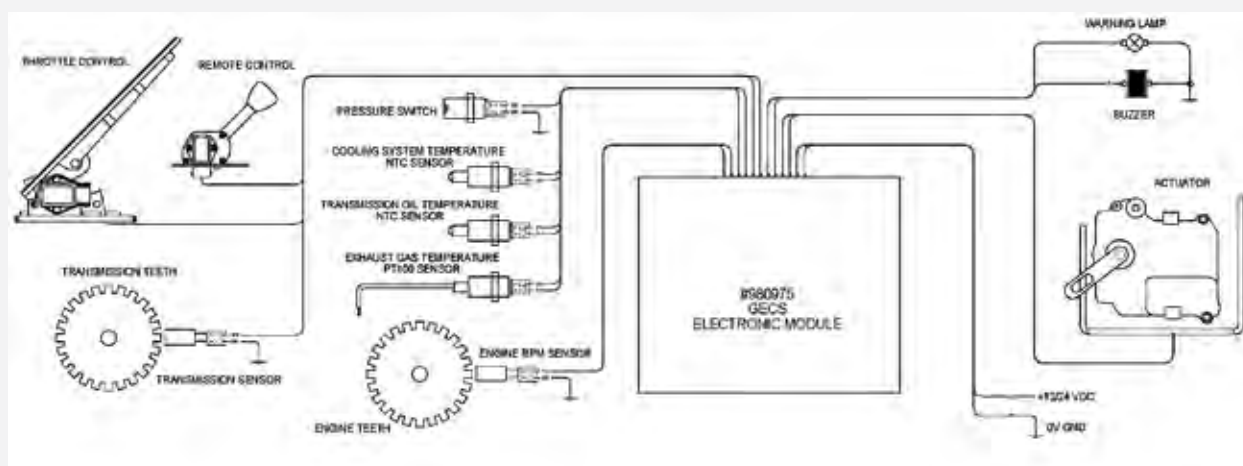
- Manages vehicle's top speed
- Offers substantial cost saves by avoiding engine damage

## Description (GECS-2, GECS-3):

- The MCS Governor Electronic Control System (GECS) has been developed to control the mechanical engine governor using Drive-by-Wire.
- The basic system is a kit which includes the throttle control pedal, the electronic module and the actuator.
- The electronic module is factory programmable and can be customised with several options.

## Additional features (GECS-3 only):

- Inputs for additional sensors (temperature, pressure, exhaust gaz, ...)
- Remote control input
- Additionnal relay output



For your application,  
go to: [www.mcs-throttle.com](http://www.mcs-throttle.com)

# Where to find our products



■ Manufacturing facilities: Belgium, China, United States of America

● Distributors and sales representatives: Australia, Argentina, Brazil, Canada, Denmark, Finland, France, Germany, India, Italy, Japan, New Zealand, Norway, Russia, Serbia, Singapore, South Africa, Spain, Sweden, Thailand, Turkey, Ukraine, United States of America, United Kingdom, ...

For more information and product availability  
in your area, go to: [www.mcs-throttle.com](http://www.mcs-throttle.com)



Rue de Lusambo, 34A  
B-1190 Brussels  
BELGIUM

Tél. : +32-2-345.18.10  
Fax : +32-2-343.94.23  
[info@mcs-control.com](mailto:info@mcs-control.com)